

700 Series (TP)

6" cove

100 black
193 black brown
110 brown
150 dark gray
140 fawn
198 ivory
178 pewter

4.5" cove

100 black
193 black brown (B)
110 brown
123 charcoal
150 dark gray
140 fawn
178 pewter

4" cove

184 almond (B)
100 black (B)
193 black brown (B)
110 brown
130 buckskin
194 burnt umber
191 camel (B)
624 chameleon
123 charcoal (B)
150 dark gray (B)
139 deep navy
129 dolphin
140 fawn (B)
125 fig (B)
632 flax
198 ivory (B)
195 light gray (B)
147 light brown
114 lunar dust (B)
122 natural (B)
178 pewter (B)
171 sandstone (B)
175 slate (B)
174 smoke (B)
177 steel blue
148 steel gray
182 toffee
170 white (B)

(B) = Branch Stock

4" straight

100 black
193 black brown (B)
110 brown
150 dark gray

2.5" cove

184 almond (B)
100 black
191 camel
140 fawn (B)
178 pewter
170 white (B)

All other colors mill stock • full case • 7-10 day delivery

Pinnacle (TS) – Kent, WA Stock

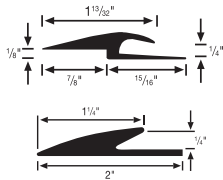


6" cove 100 black 140 fawn 150 dark gray 191 camel 193 black brown 110 brown 178 pewter	5" cove 193 black brown	4.5" cove 100 black 110 brown 140 fawn 150 dark gray 193 black brown 114 lunar dust 123 charcoal	4" cove 100 black 110 brown 114 lunar dust 123 charcoal 140 fawn 147 light brown 150 dark gray 170 white 174 smoke 178 pewter 184 almond	187 blue 191 camel 193 black brown 194 burnt umber 195 light gray 198 ivory 624 chameleon 125 fig 175 slate	4" straight 100 black 140 fawn 150 dark gray 193 black brown	2.5" cove 100 black 170 white 184 almond 191 camel
---	-----------------------------------	--	--	---	---	---

Vinyl Accessory Trim – Kent, WA Stock

(B) = Branch Stock

- 100 black (B)
- 110 brown (B)
- 140 fawn (B)
- 150 dark gray (B)
- 178 pewter
- 191 camel
- 193 black brown (B)
- 195 light gray
- 198 ivory

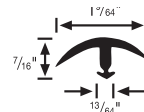


#177 tile carpet joiner

- Joins 1/4" carpet to 1/8" tile
- Installation Radius: 10 ft.

#169 glue-down reducer 1/4"

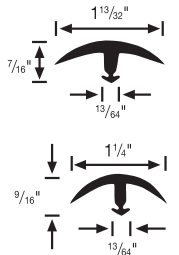
- 1/4" undercut; long flange, smooth taper
- Installation Radius: 10 ft.



#154 snap-down edging

- 1-9/64" wide removable section for joining carpet to tile
- Installation Radius: 6 ft.

- 100 black (B)
- 110 brown
- 140 fawn (B)
- 150 dark gray (B)
- 178 pewter
- 193 black brown

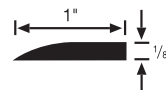


#152 snap-down divider

- 1-13/32" wide removable section for joining carpets
- Installation Radius: 6 ft.

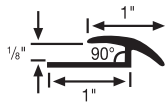
#175 snap-down edging

- 1-1/4" wide removable section for joining tile to wood
- Installation Radius: 6 ft.



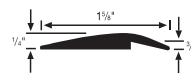
#172 tile reducer 1/8"

- Beveled edge for resilient flooring; 1/8" butting edge
- Installation Radius: 18 ft.



#159 tile carpet joiner

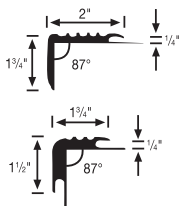
- Provides smooth carpet/ tile transition
- Installation Radius: 10 ft.



#168 underslung reducer

- Binder-bar edging for resilient flooring; undercut .115" for use with 1/16" to 1/8" material
- Installation Radius: 3 ft.

- 100 black (B)
- 150 dark gray
- 193 black brown

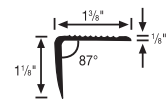


#204 undercut carpet nosing 1/4"

- Heavy-duty for 1/4" and 5/16" carpet
- Installation Radius: 11 ft.

#206 double undercut stair nosing 1/4"

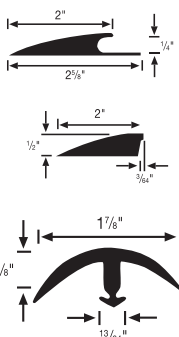
- For 1/4" and 5/16" carpet
- Installation Radius: 11 ft.



#203 domestic stair nosing 1/8"

- For light-duty applications; installs over vinyl tile or sheet goods
- Installation Radius: 11 ft.

- 100 black



#174 glue-down reducer 1/4"

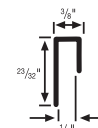
- Undercut 1/4" with 2" transition
- Installation Radius: 11 ft.

#176 multi-use reducer 1/2"

- For carpet, ceramic tile or wood floors
- Installation Radius: 6 ft.

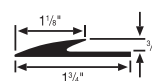
#179 snap-down super edge

- 1-7/8" wide removable section for joining carpet to wood/ceramic
- Installation Radius: 6 ft.



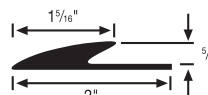
#158 cove cap (square) 1/4"

- Cap for coved carpets and wall paneling
- Installation Radius: 1 ft.



#160 glue-down reducer 3/16"

- Undercut 3/16"; flange and transition combined; smooth transition
- Installation Radius: 10 ft.



#156 glue-down reducer 5/16"

- 5/16" butting gauge undercut; long flange, smooth taper
- Installation Radius: 18 ft.
- 5 12-ft. secs. per ctn. (60 ft.)